

Geophysical Research Letters[®]

RESEARCH LETTER

10.1029/2022GL101228

Key Points:

- Quantification of fault aseismic slip that continues to propagate away from the former injection point after injection shut-in
- Arrest time of aseismic slip is proportional to the pressurization duration
- Critically stressed faults slip significantly longer and at a greater distance than marginally pressurized faults after injection shut-in

Supporting Information:

Supporting Information may be found in the online version of this article.

Correspondence to:

A. B. Jacquey,
antoine.jacquey@tufts.edu

Citation:

Jacquey, A. B., & Viesca, R. C. (2023). Nucleation and arrest of fluid-induced aseismic slip. *Geophysical Research Letters*, 50, e2022GL101228. <https://doi.org/10.1029/2022GL101228>

Received 16 SEP 2022

Accepted 6 FEB 2023

Author Contributions:

Conceptualization: Antoine B. Jacquey, Robert C. Viesca

Formal analysis: Antoine B. Jacquey

Funding acquisition: Robert C. Viesca

Investigation: Antoine B. Jacquey

Methodology: Antoine B. Jacquey, Robert C. Viesca

Project Administration: Robert C. Viesca

Software: Antoine B. Jacquey

Supervision: Robert C. Viesca

Validation: Antoine B. Jacquey

Visualization: Antoine B. Jacquey

Writing – original draft: Antoine B. Jacquey

Writing – review & editing: Antoine B. Jacquey, Robert C. Viesca

© 2023. The Authors.

This is an open access article under the terms of the [Creative Commons Attribution License](https://creativecommons.org/licenses/by/4.0/), which permits use, distribution and reproduction in any medium, provided the original work is properly cited.

Nucleation and Arrest of Fluid-Induced Aseismic Slip

Antoine B. Jacquey¹  and Robert C. Viesca¹ 

¹Department of Civil and Environmental Engineering, Tufts University, Medford, MA, USA

Abstract Microseismicity associated with fluid pressurization in the subsurface occurs during fluid injection but can also be triggered after injection shut-in. Understanding the extent and duration of the post-injection microseismicity is critical to limit the risk of fluid-induced seismicity and insure the safe utilization of the subsurface. Using theoretical and numerical techniques, we investigated how aseismic slip on a fault plane evolves and stops after a fluid pressurization event. We found that the locking mechanisms controlling the arrest of aseismic slip highly depend on the initial fault stress criticality and the pressurization duration. The absolute arrest time of fault aseismic slip after injection shut-in is proportional to the pressurization duration and increases significantly with the initial fault stress criticality. Given that microseismicity can be triggered by aseismic slip, these results provide insights into the mechanics controlling the arrest of microseismicity after fluid pressurization as a milestone toward induced seismicity mitigation strategies.

Plain Language Summary Injection of fluid in the subsurface for energy and storage applications can lead to the onset of microseismicity, and possibly to major induced seismic events. Fluid pressurization decreases the shear strength of surrounding faults and slip occurs when the in situ shear stress on a fault reaches its shear strength. The nature of slip (aseismic or seismic) depends on the rate at which it occurs and thus on the stability of the deformation. Understanding the mechanics controlling the onset and arrest of aseismic slip and the transition to seismic slip is therefore key to design mitigation strategies for the safe utilization of the subsurface. In this contribution, we investigate using theoretical and numerical techniques how aseismic slip on a fault plane nucleates and evolves in response to fluid injection and how it stops after injection shut-in when fluid pressure relaxes. We demonstrate that critically stressed faults prior to injection can slip for a longer time after injection shut-in than during injection and that the extent of rupture can double in size after the end of injection. These results help to quantify the duration and sphere of influence of fluid injection where microseismicity can occur during and after injection.

1. Introduction

Fluid sources in the subsurface, either natural or anthropogenic, are known to be responsible for the onset of slip on surrounding fault surfaces. Transient natural fluid sources, such as metamorphic dehydration reactions or mantle upwelling, can lead to the migration of generated fluids along fault zones and be responsible for the onset of seismicity swarms, slow slip events, or episodic tremors (Chen et al., 2012; Fulton et al., 2009; Fulton & Saffer, 2009; Hatch et al., 2020; Lohman & McGuire, 2007; Roland & McGuire, 2009; Shelly et al., 2016; Zhu et al., 2020). On the other hand, fluid injection performed in the context of subsurface energy and storage applications can lead to the onset of microseismicity, and to major induced seismic events (Candela et al., 2018; Ellsworth, 2013; Goebel & Brodsky, 2018; Keranen et al., 2014; Majer et al., 2007; Miller et al., 2004; Weingarten et al., 2015; Zang et al., 2014). A mechanistic understanding of the coupling between fluid pressurization and fault slip could therefore have important implications for understanding the influential extent of injection and for mitigating induced seismicity.

Several observations from the laboratory and the field demonstrated that microseismicity and major seismic events are generally preceded by the onset and propagation of aseismic fault slip (Cappa et al., 2018, 2019; Guglielmi et al., 2015; Scotti & Cornet, 1994; Wei et al., 2015). The nucleation of aseismic fault slip due to a fluid source is therefore thought to act as an accompaniment to microseismicity and seismic slip (Ciardo & Lecampion, 2019; Cornet et al., 1997; Eyre et al., 2019; Garagash, 2021). A number of studies also suggested that aseismic slip plays a major role in controlling the mechanisms responsible for slow slip and episodic tremors (Warren-Smith et al., 2019; Zhu et al., 2020).

Several studies (Shapiro & Dinske, 2009; Shapiro et al., 1997, 2002) investigated how microseismicity migrates in response to fluid injection. Assuming a microseismicity triggering front that propagates at a distance $\sqrt{\alpha t}$, where α is the effective fluid diffusivity and t the time since injection started, these studies aimed at estimating the fluid diffusivity by fitting the triggering front against observations of propagating microseismicity in response to natural and artificial fluid sources (Shapiro & Dinske, 2009; Shapiro et al., 1997, 2002). The underlying assumption in this series of work is that microseismicity is a direct measurement of fluid overpressure migrating. Following the same principles, Parotidis et al. (2004) extended the concept of the triggering front to describe a back front, corresponding to the distance from the injection point at which seismicity is terminated at a given time after stopping fluid injection.

An alternative approach to the fluid-induced seismicity problem is to consider that seismicity is triggered by shear rupture of a network of faults/fractures and not directly by fluid pressure diffusion. By shifting the focus to a fault mechanics process, this implies the existence of a rupture front (mechanically driven) which is different from the nominal fluid pressure front. Recent studies demonstrated that this concept is mechanically plausible considering a single fault (Aochi et al., 2014; Bhattacharya & Viesca, 2019; Cappa et al., 2018; Sáez et al., 2022; Viesca, 2021) and that it plays a similar role at the scale of the faults/fractures network, including fault stress interactions (Ciardo et al., 2020). In particular, Bhattacharya and Viesca (2019) demonstrated that the relative position of the rupture front with respect to the fluid front is governed by a single quantity being the fault stress parameter capturing the ratio of the fault stress criticality to the amount of pressurization.

While the propagation of aseismic slip in response to fluid injection is now well understood and described in the literature (Bhattacharya & Viesca, 2019; Ciardo & Rinaldi, 2022; Sáez et al., 2022), it remains unclear how aseismic slip evolves after stopping injection or in response to transient injection schedules (Galis et al., 2017; Garagash & Germanovich, 2012). In particular, it is still unknown how far aseismic slip propagates during the post-injection phase, how much additional slip occurs, and how long it takes to the complete locking of the mobilized fault segment. After injection shut-in, fluid pressure decreases around the previous injection point which may lead to a stress re-organization on the fault segment, both of which impacting the fault shear strength. Similarly to the injection problem, the arrest of aseismic slip is likely to be controlled by the changes in shear stress induced by frictional constraints on the fault rather than by fluid diffusion directly. The nature of the coupling between fluid pressure, stress conditions, and aseismic slip arrest remains however unclear for the post-injection phase.

The objective of this study is to understand the processes controlling the arrest of fault aseismic slip after injection shut-in where injection is represented with a constant pressure fluid source. While the onset of injection-induced aseismic slip can be treated analytically or semi-analytically (Viesca, 2021), describing the spatial extent and evolution of aseismic slip after injection shut-in, leading eventually to its arrest is a more challenging problem which can only be treated numerically.

2. Methods

In this study, we performed several numerical experiments of a schematized fault segment of thickness h depicted in Figure 1b subject to a background stress field represented by a normal and shear stress components with respect to the fault plane (along the x axis) noted σ_0 and τ_0 respectively. To account for the possibility of aseismic slip along the fault, its frictional strength τ_s is formulated using a constant Mohr-Coulomb static friction coefficient f :

$$\tau_s = f(\sigma - p), \quad (1)$$

where p is the fluid pressure and σ the normal stress (see Supporting Information for details about the slip update). A fluid source is represented by a constant pressure injection point at $x = 0$ which is maintained throughout the pressurization duration (till $t = t_p$). In a recent study, Viesca (2021) demonstrated that for a constant pressure fluid source, the problem of injection-induced aseismic slip reduces to a single parameter, being the fault stress parameter:

$$T = \left(1 - \frac{\tau_0}{f\sigma'_0}\right) \frac{\sigma'_0}{\Delta p}, \quad (2)$$

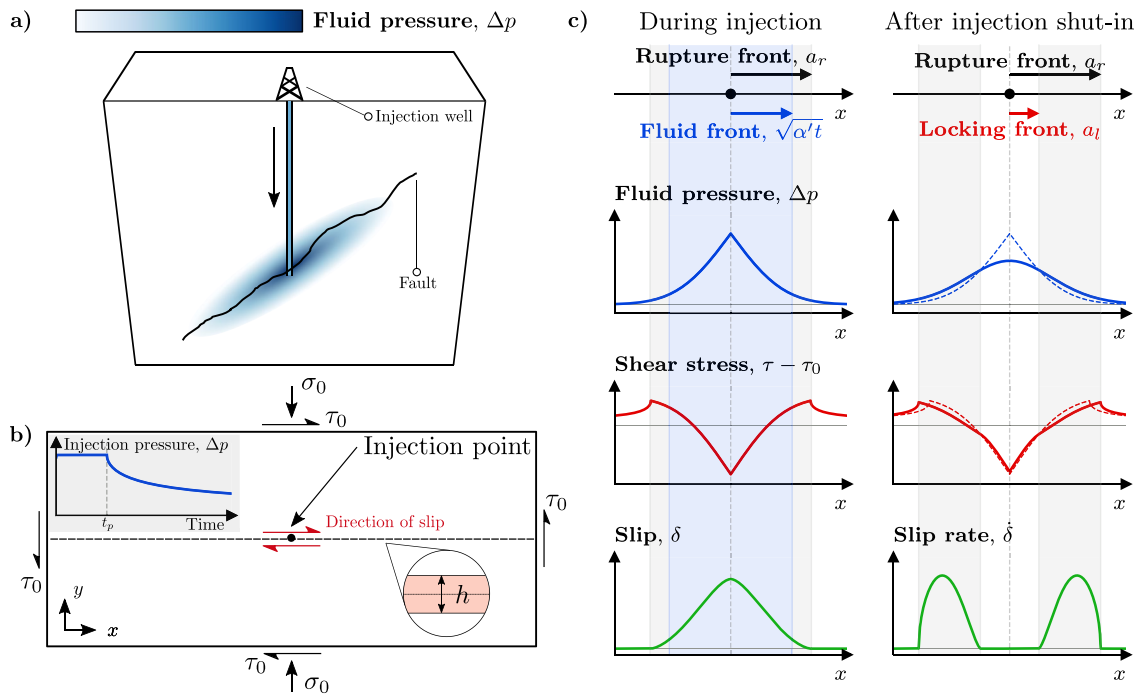


Figure 1. (a) Increase in fluid pressure along a fault segment due to fluid injection and associated fault aseismic slip. (b) Geometry and boundary conditions for numerical experiments of fluid-induced fault aseismic slip. Evolution over time of the fluid pressure at the injection point is also illustrated. (c) Profiles of fluid pressure, shear stress, slip, and slip rate during injection and after injection shut-in obtained numerically.

depending on the pre-injection shear and effective normal stresses τ_0 and σ'_0 , the friction coefficient f , and the applied overpressure Δp . During the pressurization phase, the slip profiles are self-similar and enlarge with time as $\sim \sqrt{t}$ with the fluid pressure given by:

$$p(x, t) = p_0 + \Delta p \operatorname{erfc}\left(\frac{|x|}{\sqrt{\alpha' t}}\right). \quad (3)$$

Bhattacharya and Viesca (2019) introduced the aseismic slip front amplification factor λ used as a measure of the relative position of the rupture front a_r with respect to the fluid front $\sqrt{\alpha' t}$ where $\alpha' = 4\alpha$ and α is the hydraulic diffusivity (see Figure 1c). This front amplification factor depends on the fault stress parameter T , leading to a slip rupture front ahead of the fluid front for critically stressed faults ($T \rightarrow 0$) or behind for marginally pressurized faults ($T \rightarrow 1$).

After injection shut-in for $t > t_p$, the fluid source is deactivated and the pressure distribution is given (see Supporting Information S1) by:

$$p(x, t > t_p) = p_0 + \frac{\Delta p}{\sqrt{\pi \alpha' (t - t_p)}} \int_{-\infty}^{+\infty} \operatorname{erfc}\left(\frac{|s|}{\sqrt{\alpha' t_p}}\right) \exp\left(-\frac{|x - s|^2}{\alpha' (t - t_p)}\right) ds. \quad (4)$$

This pressure distribution is characterized by a relative drop in fluid pressure around the former injection point together with a slight increase in fluid pressure away from the former injection point, resulting in two symmetrical slipping regions as depicted in Figure 1c. After injection shut-in, the locking front propagates away from the former injection point and aseismic slip finally arrests when the locking front reaches the rupture front (see Figure 2).

Where aseismic slip occurs on the fault segment, the shear stress equals the fault shear strength. The quasi-static changes in shear stress due to in-plane (mode-II) or anti-plane (mode-III) slip δ can be expressed as (Rice, 1968; Uenishi & Rice, 2003):

$$\tau(x, t) = \tau_0 + \frac{\mu'}{\pi} \int_{-\infty}^{+\infty} \frac{1}{s - x} \frac{\partial \delta}{\partial s}(s, t) ds, \quad (5)$$

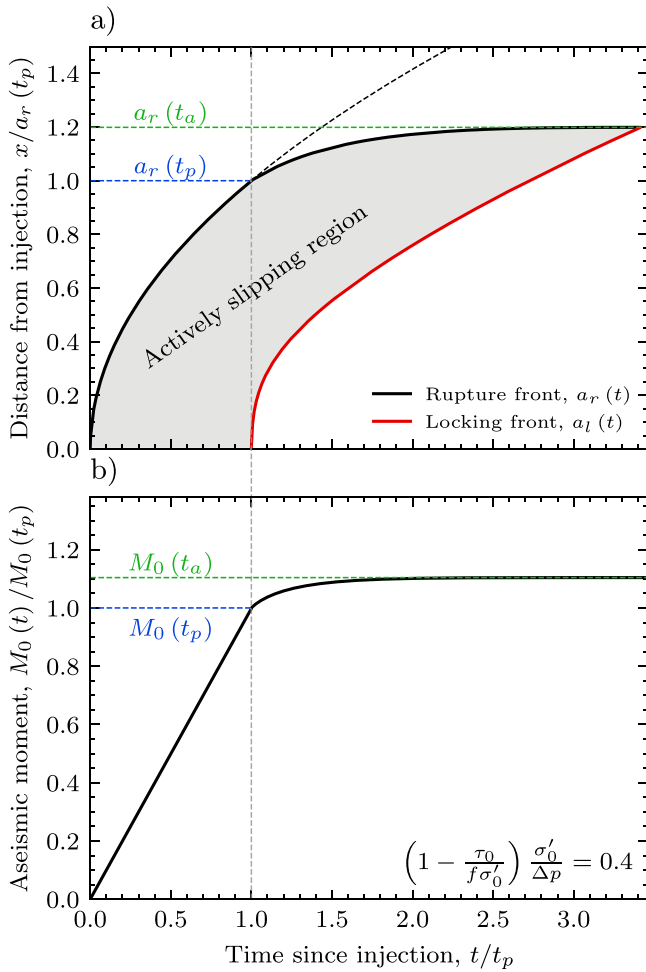


Figure 2. (a) Rupture (black solid line) and locking (red solid line) fronts as a function of the time since injection. The black dashed line corresponds to the evolution of the rupture front if injection is maintained. (b) Aseismic moment release as a function of the time since injection. These results are obtained

using a fault stress parameter $T = \left(1 - \frac{\tau_0}{f\sigma'_0}\right) \frac{\sigma'_0}{\Delta p} = 0.4$.

can be accounted for in the scaling of the temporal quantities. After injection shut-in, the rupture continues to extend farther away from the former injection point, though at a slower pace than if injection was maintained (see Figure 2) while the fault locked region extends from the former injection point until finally reaching the rupture extent. These two fronts delimit the actively slipping region (see gray area in Figure 2) which is maximum at the end of the pressurization phase and decreases in size after injection shut-in. The aseismic moment increases linearly with time during the injection phase. Due to the still actively slipping region, the aseismic moment continues to increase after injection shut-in (see Figure 2). This indicates that a significant amount of microseismicity can still occur after stopping injection and at further distances than reached during the injection phase.

After injection shut-in, we identified three regions on the fault segment as depicted in Figure 3. The first one being the locking region around the previous injection point. This region is characterized by a sudden decrease in fluid pressure and associated increase in fault shear strength which leads to the arrest of slip. While the decrease in fluid pressure is the dominant driving mechanisms in this region, we also observed a slight increase in shear stress (see Figure 1c), indicating that locking is primarily a mechanically driven mechanism. The size of this region grows over time after injection shut-in until the entire fault segment is locked. The second region refers to an uninterrupted slipping area where slip still occurs after shut-in. A slight increase in fluid pressure due to diffusion (see Equation 4) triggers a stress re-organization associated with a decrease in shear stress. This region

where x is the position along the fault and $\mu' = \frac{\mu}{2(1-\nu)}$ the effective elastic modulus for in-plane (mode-II) case and $\mu' = \frac{\mu}{2}$ for anti-plane (mode-III) case, μ and ν being the shear modulus and the Poisson's ratio respectively. In this study, we discretized Equation 5 using the Displacement Discontinuity Method (DDM) with piecewise constant shape functions (see Supporting Information S1 for details), which allows to express the discretized shear stress as: $\tau = \tau_0 + \mathbb{E} \delta$, where τ_0 is the initial shear stress and \mathbb{E} is the elastic collocation matrix (dense matrix). Several studies modeled aseismic fault slip using a rate-and-state friction model (Dieterich, 1979; Ruina, 1983) with a slightly velocity strengthening (or slightly velocity weakening and stable) friction coefficient (Dublanche, 2019; Garagash, 2021; Laroche et al., 2021; Rubin, 2008; Yang & Dunham, 2021). An alternative to model aseismic slip is to consider the friction coefficient to be constant. This approach implies an unconditionally stable system and provides a simple criterion to account for locked regions on the fault interface where shear stress falls below shear strength. To account for the frictional constraints on the fault plane with a constant friction coefficient, we adopt a local elasto-plastic splitting of the fault slip as described by Sáez et al. (2022), and summarized in the Supporting Information S1. The results presented here were produced using an in-house implementation (Jacquey, 2022) written with the Julia programming language. Details about the implementation and benchmarking against the analytical solution for constant pressure fluid source (Viesca, 2021) can be found in the Supporting Information S1.

3. Results

We performed a series of numerical experiments considering different pressurization durations t_p and different values of the fault stress parameter T by varying the initial shear stress acting on the fault plane. Each run consists of a pressurization phase where the constant pressure fluid source is maintained followed by an injection shut-in phase where the injection boundary condition is removed. The simulations are stopped when the entire fault segment is locked and no more slip occurs. In addition to the main quantities describing the system (slip, shear stress, fluid pressure, etc...), we kept track of the rupture front (slipping point the farthest from the injection point), the locking front after injection shut-in (slipping point the closest from the former injection point), and the aseismic moment (spatial integral of slip). The results only depend on the fault stress parameter T , as the pressurization duration t_p

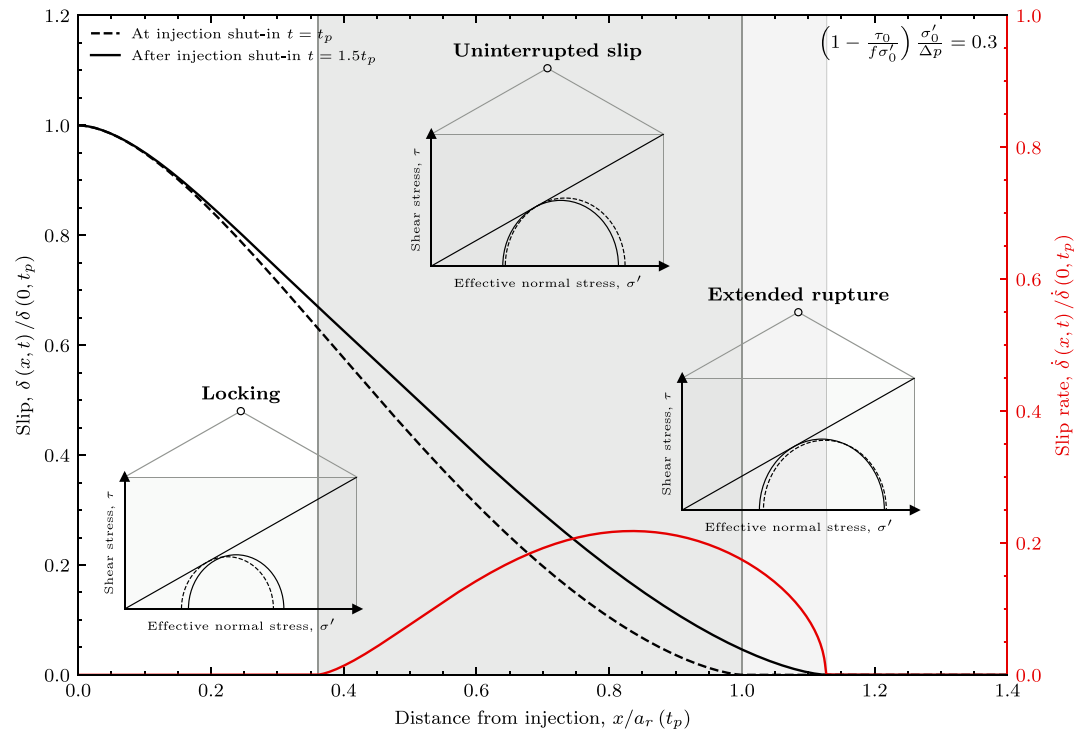


Figure 3. Driving mechanisms for fault aseismic slip after injection shut-in. Red solid line shows the profile of the scaled slip rate after injection shut-in at $t = 1.5 \times t_p$. The black dashed and solid lines correspond to the scaled slip profiles at $t = t_p$ and $t = 1.5 \times t_p$ respectively. The panels show the Mohr-Coulomb diagrams for the three different regimes identified.

is dominated by a stress transfer imposed by the frictional constraints and its size decreases over time. Finally, the third region refers to the newly slipping region where the rupture extended after injection shut-in. The driving mechanism for the new slipping region is similar to the rupture propagation observed during the injection phase. As this region is located near the rupture front, we observed a large increase in shear stress after injection shut-in due to the frictional constraints with peak shear stress values located at the rupture front.

During the pressurization phase, the fault stress parameter T has a significant influence on the mechanical response of the system to injection: Bhattacharya and Viesca (2019) demonstrated that for critically stressed faults ($T \rightarrow 0$), the rupture front is far ahead of the fluid front. Our results for the post-injection phase also emphasize the role of the fault stress parameter T on the rate at which slip decays over time after injection shut-in and ultimately on the absolute arrest time of aseismic slip. Given the same pressurization duration t_p , critically stressed faults ($T \rightarrow 0$) slip aseismically for a significantly longer time (several order of magnitudes) than marginally pressurized faults ($T \rightarrow 1$) (see Figure 4b). The influence of the fault stress parameter is also significant regarding the final rupture extent. The rupture area can increase by more than 50% for faults with a fault stress parameter of $T \leq 0.2$ and double in size for $T \leq 0.05$ after injection shut-in (see Figure 4c). Similar outcomes can be observed for the aseismic moment after injection shut-in. For critically stressed faults ($T \rightarrow 0$), the aseismic moment increases by more than 200% (see Figure 4d).

After injection shut-in, the evolution of the extent of the actively slipping region strongly depends on the initial fault stress criticality. Figure 4a shows the evolution of the rupture and locking fronts over time for several values of the fault stress parameter. Considering the same pressurization duration, the locking and rupture fronts scale differently for each value of the fault stress parameter, even though all these realizations share a common fluid pressure evolution. These results indicate that, similarly to the injection case where the rupture front depends not only on the fluid front but also on the fault stress parameter, the locking of the fault after injection shut-in is primarily driven by changes in shear stress imposed by frictional constraints and fluid pressure relaxation. For the limit of marginally pressurized faults ($T \rightarrow 1$), the locking front evolution scales with the square root of the scaled time after injection (dashed black line in Figure 4a), indicating that for this regime, fluid pressure relaxation by diffusion might dominate shear stress changes and therefore control fault locking.

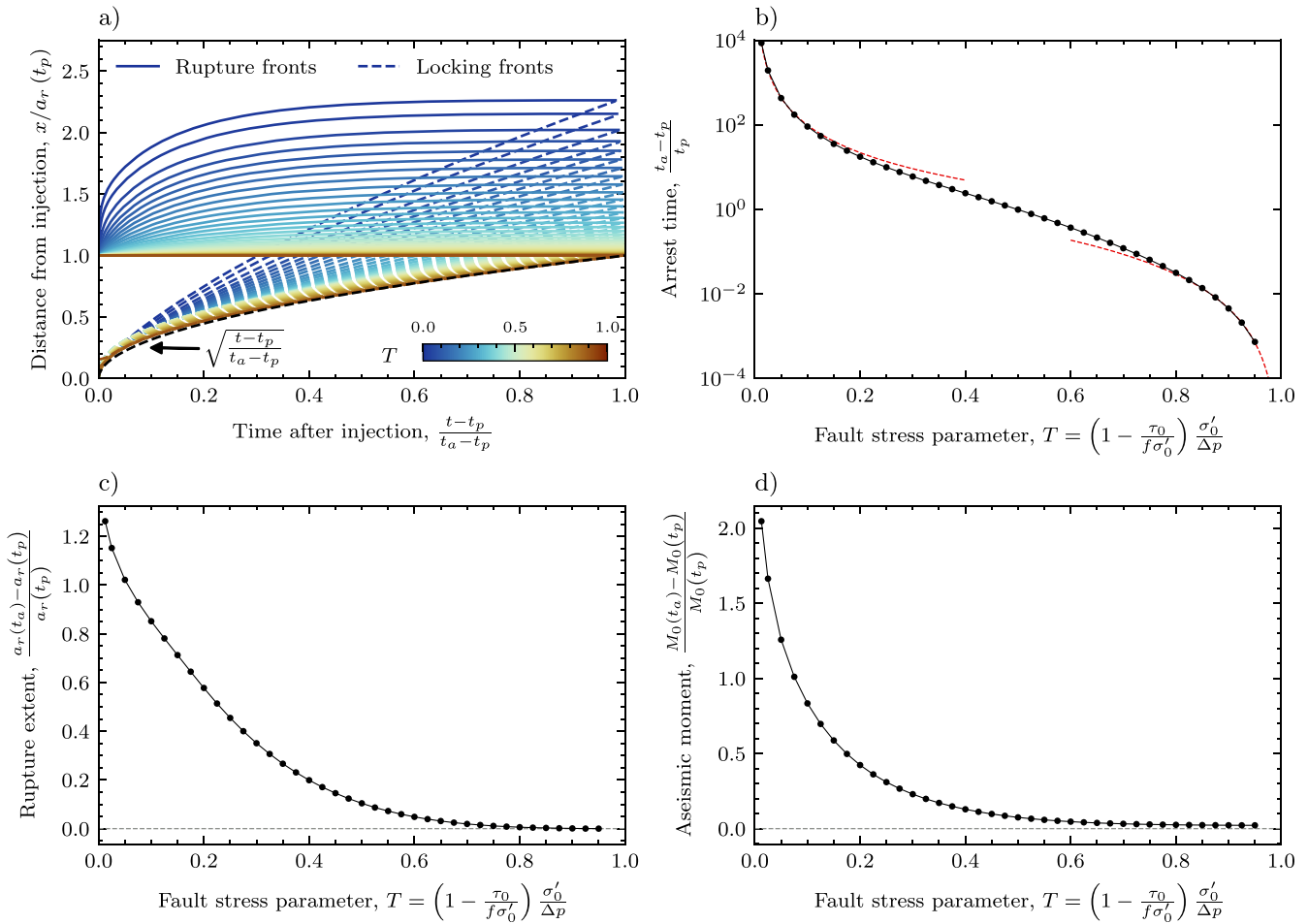


Figure 4. Influence of the fault stress parameter on the rupture and locking fronts evolution (a), the arrest time of aseismic slip (b), final rupture extent (c), and final aseismic moment (d). The red dotted lines in (b) correspond to power law fits at the limits $T \rightarrow 0$ and $T \rightarrow 1$.

While the self-similarity of slip observed during the injection phase (Viesca, 2021) breaks when injection stops, our dimensional analysis indicates that the pressurization duration (t_p) and the rupture extent ($a_r(t_p)$) are time and spatial scales respectively which control how slip and slip rate distributions evolve over time after injection shut-in. In consequence, the arrest time of aseismic slip is found to be proportional to the pressurization duration and the final rupture extent to be proportional to the rupture extent at the end of the injection phase. The duration of the constant pressure fluid source has therefore impacts on the long-term slipping behavior of the fault, even after stopping injection. The absolute values of slip and slip rate also depends on the pressurization duration as demonstrated in Supporting Information S1.

4. Discussion and Conclusion

The results presented in this study demonstrate the importance of the initial fault stress criticality on the post-injection behavior of fault aseismic slip. Our numerical analysis highlighted the role of the coupling between fluid pressure and fault aseismic slip in controlling the locking of the fault after injection shut-in. These insights into the controlling mechanism of aseismic slip arrest can help estimating the extent and duration of microseismicity clouds after injection and improve existing mitigation strategies for fluid injection to minimize the risks of fluid-induced seismicity.

Parotidis et al. (2004) investigated the existence and propagation of a back front controlling the arrest of microseismicity events after termination of fluid injection. They proposed that the arrest of microseismicity is governed by the diffusive expansion of a fluid pressure decay following the termination of an overpressure point source and

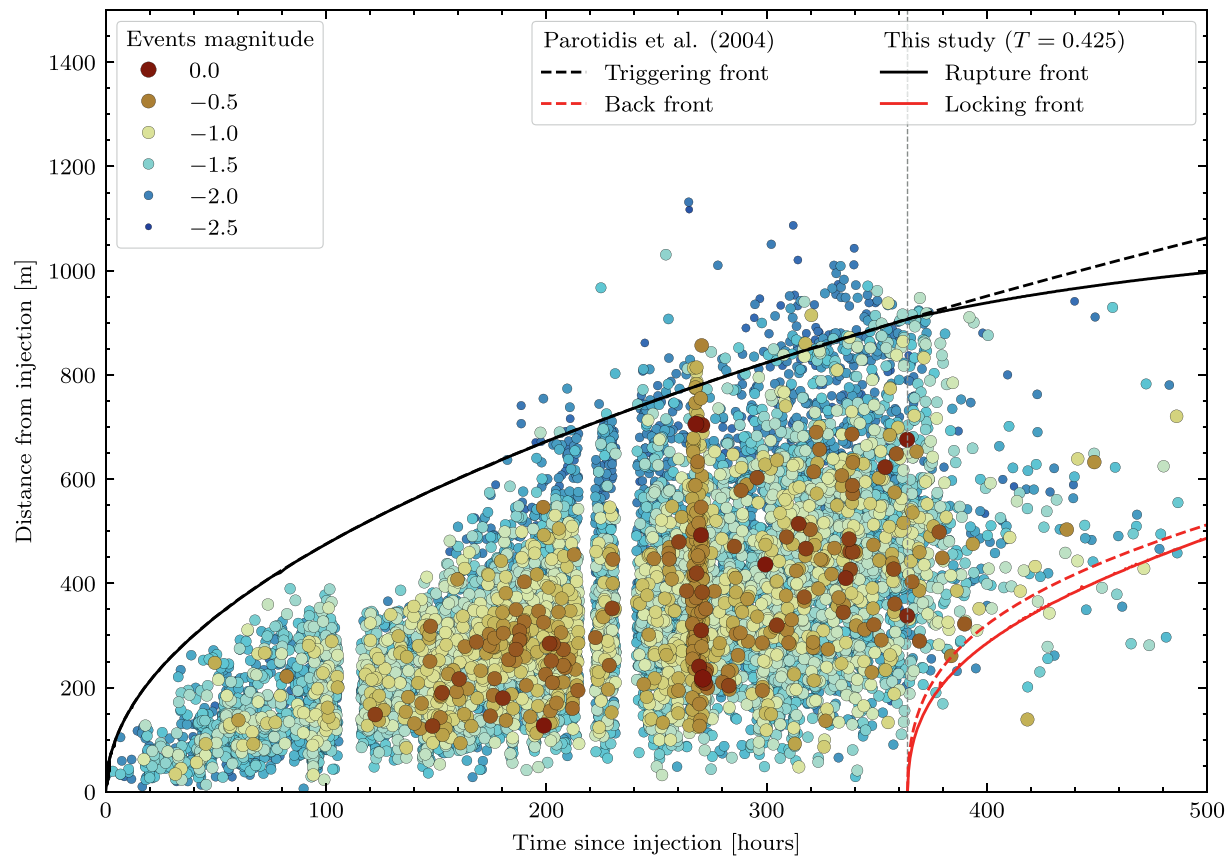


Figure 5. Microseismicity events recorded at Soultz-sous-Forêts (France) during the 1993 hydraulic stimulation of the GPK1 well (Baria et al., 1996; EOOST and GEIE EMC, 2017) displayed as their distance from the injection point as a function of the time since the beginning of the stimulation treatment. The size and color of each event correspond to its magnitude. The dashed lines correspond to the triggering and back fronts estimated by Parotidis et al. (2004) based on the diffusion of a fluid pressure point source. The solid lines correspond to the estimation of the rupture and locking fronts following the concepts presented in this study obtained with $T = 0.425$. The vertical gray line corresponds to the interruption of the stimulation and the beginning of the shut-in phase.

the authors formulated a back front evolution depending on the fluid diffusivity. Using this approach, Parotidis et al. (2004) could indirectly estimate the bulk fluid diffusivity of a fractured rock mass using several catalogs of fluid-induced microseismicity clouds in the field. However, these estimates neglected the impacts of the inelastic deformation occurring in fracture networks on the propagation and arrest of microseismicity. Figure 5 shows such a catalog with the microseismicity recorded in Soultz-sous-Forêts (France) during the hydraulic stimulation of the GPK1 geothermal well in 1993. During the first phase of the stimulation between 1 September and 17 September 1993, approximately $20,000 \text{ m}^3$ of fluid was injected at a depth between 2,850 and 3,400 m. Moreover, an apparent 10,000 microseismic events were recorded (Cauchie et al., 2020). As an approximation of the volumetric extent stimulated by active aseismic slip, our model predictions of the rupture and locking fronts give satisfying qualitative constraints of the spatio-temporal evolution of these events during the stimulation and after injection shut-in. Our prediction of the rupture and locking fronts share strong similarities with the previously estimated pressurization envelope and back front of Parotidis et al. (2004), indicating that an existence of the two fronts could as well be explained by the cessation of aseismic slip on a fault fracture network. This comparative example remains however qualitative as the level of idealization in our conceptual model prevents us from drawing precise estimates of the fault stress parameter or the effective hydraulic diffusivity. A more realistic if computationally intensive representation would be to consider transient fluid injection and migration in a fracture network, rather than on a single fault. This would refine our estimates of the rupture and locking fronts and, in turn, our quantification of the estimate of effective hydraulic diffusivity of the fractured rock mass and of the regional stress field (as resolved on the most critically oriented, conductive faults). An initial step in this direction is the examination of the same phenomenon in mixed mode rupture (Sáez et al., 2022; Sáez & Lecampion, 2022) and in the plane-strain analysis of monotonic injection into a fracture network (Ciardo & Lecampion, 2023).

A number of technologies involved in fluid injection in the subsurface rely on so-called traffic light systems to mitigate the risk of fluid-induced seismicity. The traffic light systems are a set of procedures put in place when a given field observation exceeds a predefined threshold (usually seismic magnitude) which, in turn, adjust the fluid injection schedule (reducing injection pressure or injection flow rate) to reduce the said field observation (Bommer et al., 2015; Hofmann et al., 2018). These procedures usually rely on instantaneous field observations and integrate statistical models combined with geological and geophysical data. Considering a transient injection schedule and a network of faults and fractures could extend the results presented in this study to better predict the duration and the sphere of influence of a transient injection, including the extent of microseismicity and its cessation time after injection shut-in. This is particularly relevant considering that an increase in magnitudes is often observed after injection shut-in (Majer et al., 2007). Another concept which could be tested using this approach is to consider back flow as a potential tool to accelerate locking of slipping fractures and therefore limit the extent of microseismicity after reaching a given magnitude. The results presented in this study are therefore a first step toward integrating physics-based criteria into traffic light system relying on the coupling between fluid flow and fault slip thus improving their reliability.

Our study indicates that the final arrest time of fault aseismic slip after stopping injection depends on how critically stressed the fault is and on how long the fault was pressurized. Our results suggest that the post-injection behavior should not be neglected as faults can slip for a significantly longer time than the pressurization duration and rupture can extend to large distances. The implications of these findings emphasize the need to account for the post-injection phase when designing traffic light systems for reducing the risk of fluid-induced seismicity and to estimate the time and spatial frame of potential induced events after fluid-injection.

Data Availability Statement

Data used in Figure 5 are available from the CDGP (CDGP - Data Center for Deep Geothermal Energy) website <https://doi.org/10.25577/SSFS1993>. The modeling results presented in this manuscript were obtained using an in-house software written in the Julia programming language (Jacquey, 2022). More details about the software can be found in the Supporting Information S1 and on the repository webpage <https://github.com/ajacquey/DDMFrictionalSlip.jl.git>, including examples of input files.

Acknowledgments

This study was supported by the National Science Foundation (Grant 1653382) and the Southern California Earthquake Center (SCEC award number 22142). The authors acknowledge Paul Segall and an anonymous reviewer for their constructive comments that helped improve the quality of the manuscript.

References

- Aochi, H., Poisson, B., Toussaint, R., Rachez, X., & Schmittbuhl, J. (2014). Self-induced seismicity due to fluid circulation along faults. *Geophysical Journal International*, 196(3), 1544–1563. <https://doi.org/10.1093/gji/ggt356>
- Baria, R., Baumgartner, J., & Gérard, A. (1996). Extended summary of the final report to EC (DGXII), contract JOU2-CT92-0115. In *European Hot Dry Rock Programme 1992-1995*.
- Bhattacharya, P., & Viesca, R. C. (2019). Fluid-induced aseismic fault slip outpaces pore-fluid migration. *Science*, 364(6439), 464–468. <https://doi.org/10.1126/science.aaw7354>
- Bommer, J. J., Crowley, H., & Pinho, R. (2015). A risk-mitigation approach to the management of induced seismicity. *Journal of Seismology*, 19(2), 623–646. <https://doi.org/10.1007/s10950-015-9478-z>
- Candela, T., Wassing, B., Heege, J. t., & Buijze, L. (2018). How earthquakes are induced. *Science*, 360(6389), 598–600. <https://doi.org/10.1126/science.aat2776>
- Cappa, F., Guglielmi, Y., Nussbaum, C., & Birkholzer, J. (2018). On the relationship between fault permeability increases, induced stress perturbation, and the growth of aseismic slip during fluid injection. *Geophysical Research Letters*, 45(20), 11012. <https://doi.org/10.1029/2018gl080233>
- Cappa, F., Scuderi, M. M., Collettini, C., Guglielmi, Y., & Avouac, J.-P. (2019). Stabilization of fault slip by fluid injection in the laboratory and in situ. *Science Advances*, 5(3), eaau4065. <https://doi.org/10.1126/sciadv.aau4065>
- Cauchie, L., Lengliné, O., & Schmittbuhl, J. (2020). Seismic asperity size evolution during fluid injection: Case study of the 1993 Soultz-sous-Forêts injection (revised). *Geophysical Journal International*, 221(2), 968–980. <https://doi.org/10.1093/gji/ggaa051>
- Chen, X., Shearer, P. M., & Abercrombie, R. E. (2012). Spatial migration of earthquakes within seismic clusters in Southern California: Evidence for fluid diffusion. *Journal of Geophysical Research*, 117(B4). <https://doi.org/10.1029/2011jb008973>
- Ciardo, F., & Lecampion, B. (2019). Effect of dilatancy on the transition from aseismic to seismic slip due to fluid injection in a fault. *Journal of Geophysical Research: Solid Earth*, 124(4), 3724–3743. <https://doi.org/10.1029/2018jb016636>
- Ciardo, F., & Lecampion, B. (2023). Injection-induced aseismic slip in tight fractured rocks. *Rock Mechanics and Rock Engineering*, 1–22. <https://doi.org/10.1007/s00603-023-03249-8>
- Ciardo, F., Lecampion, B., Fayard, F., & Chaillat, S. (2020). A fast boundary element based solver for localized inelastic deformations. *International Journal for Numerical Methods in Engineering*, 121(24), 5696–5718. <https://doi.org/10.1002/nme.6520>
- Ciardo, F., & Rinaldi, A. P. (2022). Impact of injection rate ramp-up on nucleation and arrest of dynamic fault slip. *Geomechanics and Geophysics for Geo-Energy and Geo-Resources*, 8(1), 28. <https://doi.org/10.1007/s40948-021-00336-4>
- Cornet, F. H., Helm, J., Poitrenaud, H., & Etchecopar, A. (1997). Seismic and aseismic slips induced by large-scale fluid injections. *Pure and Applied Geophysics*, 150(3–4), 563–583. <https://doi.org/10.1007/s000240050093>
- Dieterich, J. H. (1979). Modeling of rock friction: 1. Experimental results and constitutive equations. *Journal of Geophysical Research*, 84(B5), 2161–2168. <https://doi.org/10.1029/jb084ib05p02161>

- Dublanchet, P. (2019). Fluid driven shear cracks on a strengthening rate-and-state frictional fault. *Journal of the Mechanics and Physics of Solids*, 132, 103672. <https://doi.org/10.1016/j.jmps.2019.07.015>
- Ellsworth, W. L. (2013). Injection-induced earthquakes. *Science*, 341(6142). <https://doi.org/10.1126/science.1225942>
- EOST and GEIE EMC. (2017). Episode: 1993 stimulation Soutz-sous-Forêts [Collection]. *EOST - CDGP*. <https://doi.org/10.25577/SSFS1993>
- Eyre, T. S., Eaton, D. W., Garagash, D. I., Zecevic, M., Venieri, M., Weir, R., & Lawton, D. C. (2019). The role of aseismic slip in hydraulic fracturing-induced seismicity. *Science Advances*, 5(8), eaav7172. <https://doi.org/10.1126/sciadv.aav7172>
- Fulton, P. M., & Saffer, D. M. (2009). Potential role of mantle-derived fluids in weakening the San Andreas Fault. *Journal of Geophysical Research*, 114(B7). <https://doi.org/10.1029/2008jb006087>
- Fulton, P. M., Saffer, D. M., & Bekins, B. A. (2009). A critical evaluation of crustal dehydration as the cause of an overpressured and weak San Andreas Fault. *Earth and Planetary Science Letters*, 284(3–4), 447–454. <https://doi.org/10.1016/j.epsl.2009.05.009>
- Galis, M., Ampuero, J. P., Mai, P. M., & Cappa, F. (2017). Induced seismicity provides insight into why earthquake ruptures stop. *Science Advances*, 3(12), eaap7528. <https://doi.org/10.1126/sciadv.aap7528>
- Garagash, D. I. (2021). Fracture mechanics of rate-and-state faults and fluid injection induced slip. *Philosophical Transactions of the Royal Society A*, 379(2196), 20200129. <https://doi.org/10.1098/rsta.2020.0129>
- Garagash, D. I., & Germanovich, L. N. (2012). Nucleation and arrest of dynamic slip on a pressurized fault. *Journal of Geophysical Research*, 117(B10). <https://doi.org/10.1029/2012JB009209>
- Goebel, T. H. W., & Brodsky, E. E. (2018). The spatial footprint of injection wells in a global compilation of induced earthquake sequences. *Science*, 361(6405), 899–904. <https://doi.org/10.1126/science.aat5449>
- Guglielmi, Y., Cappa, F., Avouac, J.-P., Henry, P., & Elsworth, D. (2015). Seismicity triggered by fluid injection-induced aseismic slip. *Science*, 348(6240), 1224–1226. <https://doi.org/10.1126/science.aab0476>
- Hatch, R. L., Abercrombie, R. E., Ruhl, C. J., & Smith, K. D. (2020). Evidence of aseismic and fluid-driven processes in a Small complex seismic swarm near Virginia city, Nevada. *Geophysical Research Letters*, 47(4). <https://doi.org/10.1029/2019gl085477>
- Hofmann, H., Zimmermann, G., Zang, A., & Min, K.-B. (2018). Cyclic soft stimulation (CSS): A new fluid injection protocol and traffic light system to mitigate seismic risks of hydraulic stimulation treatments. *Geothermal Energy*, 6(1), 27. <https://doi.org/10.1186/s40517-018-0114-3>
- Jacquey, A. (2022). *ajacquey/DDMFrictionalSlip.jl: v1.0.0*. Zenodo. <https://doi.org/10.5281/zenodo.6987094>
- Keranan, K. M., Weingarten, M., Abers, G. A., Bekins, B. A., & Ge, S. (2014). Sharp increase in central Oklahoma seismicity since 2008 induced by massive wastewater injection. *Science*, 345(6195), 448–451. <https://doi.org/10.1126/science.1255802>
- Larochelle, S., Lapusta, N., Ampuero, J., & Cappa, F. (2021). Constraining Fault friction and stability with fluid-injection field experiments. *Geophysical Research Letters*, 48(10). <https://doi.org/10.1029/2020gl091188>
- Lohman, R. B., & McGuire, J. J. (2007). Earthquake swarms driven by aseismic creep in the Salton Trough, California. *Journal of Geophysical Research*, 112(B4). <https://doi.org/10.1029/2006jb004596>
- Majer, E. L., Baria, R., Stark, M., Oates, S., Bommer, J., Smith, B., & Asanuma, H. (2007). Induced seismicity associated with enhanced geothermal systems. *Geothermics*, 36(3), 185–222. <https://doi.org/10.1016/j.geothermics.2007.03.003>
- Miller, S. A., Collettini, C., Chiaraluce, L., Cocco, M., Barchi, M., & Kaus, B. J. P. (2004). Aftershocks driven by a high-pressure CO₂ source at depth. *Nature*, 427(6976), 724–727. <https://doi.org/10.1038/nature02251>
- Parotidis, M., Shapiro, S. A., & Rothert, E. (2004). Back front of seismicity induced after termination of borehole fluid injection. *Geophysical Research Letters*, 31(2). <https://doi.org/10.1029/2003gl018987>
- Rice, J. R. (1968). Mathematical analysis in the mechanics of fracture. *Fracture: an advanced treatise*, (Vol. 2, pp. 191–311).
- Roland, E., & McGuire, J. J. (2009). Earthquake swarms on transform faults. *Geophysical Journal International*, 178(3), 1677–1690. <https://doi.org/10.1111/j.1365-246x.2009.04214.x>
- Rubin, A. M. (2008). Episodic slow slip events and rate-and-state friction. *Journal of Geophysical Research*, 113(B11). <https://doi.org/10.1029/2008jb005642>
- Ruina, A. (1983). Slip instability and state variable friction laws. *Journal of Geophysical Research*, 88(B12), 10359–10370. <https://doi.org/10.1029/jb088ib12p10359>
- Sáez, A., & Lecampion, B. (2022). Post-injection aseismic slip as a mechanism for the delayed triggering of seismicity. arXiv. <https://doi.org/10.48550/ARXIV.2211.16803>
- Sáez, A., Lecampion, B., Bhattacharya, P., & Viesca, R. C. (2022). Three-dimensional fluid-driven stable frictional ruptures. *Journal of the Mechanics and Physics of Solids*, 160, 104754. <https://doi.org/10.1016/j.jmps.2021.104754>
- Scotti, O., & Cornet, F. (1994). In Situ Evidence for fluid-induced aseismic slip events along fault zones. *International Journal of Rock Mechanics and Mining Sciences & Geomechanics Abstracts*, 31(4), 347–358. [https://doi.org/10.1016/0148-9062\(94\)90902-4](https://doi.org/10.1016/0148-9062(94)90902-4)
- Shapiro, S. A., & Dinske, C. (2009). Fluid-induced seismicity: Pressure diffusion and hydraulic fracturing. *Geophysical Prospecting*, 57(2), 301–310. <https://doi.org/10.1111/j.1365-2478.2008.00770.x>
- Shapiro, S. A., Huenges, E., & Borm, G. (1997). Estimating the crust permeability from fluid-injection-induced seismic emission at the KTB site. *Geophysical Journal International*, 131(2), F15–F18. <https://doi.org/10.1111/j.1365-246x.1997.tb01215.x>
- Shapiro, S. A., Rothert, E., Rath, V., & Rindschwentner, J. (2002). Characterization of fluid transport properties of reservoirs using induced microseismicity. *Geophysics*, 67(1), 212–220. <https://doi.org/10.1190/1.1451597>
- Shelly, D. R., Ellsworth, W. L., & Hill, D. P. (2016). Fluid-faulting evolution in high definition: Connecting fault structure and frequency-magnitude variations during the 2014 Long Valley Caldera, California, earthquake swarm. *Journal of Geophysical Research: Solid Earth*, 121(3), 1776–1795. <https://doi.org/10.1002/2015jb012719>
- Uenishi, K., & Rice, J. R. (2003). Universal nucleation length for slip-weakening rupture instability under nonuniform fault loading. *Journal of Geophysical Research*, 108(B1). <https://doi.org/10.1029/2001jb001681>
- Viesca, R. C. (2021). Self-similar fault slip in response to fluid injection. *Journal of Fluid Mechanics*, 928, A29. <https://doi.org/10.1017/jfm.2021.825>
- Warren-Smith, E., Fry, B., Wallace, L., Chon, E., Henry, S., Sheehan, A., et al. (2019). Episodic stress and fluid pressure cycling in subducting oceanic crust during slow slip. *Nature Geoscience*, 12(6), 475–481. <https://doi.org/10.1038/s41561-019-0367-x>
- Wei, S., Avouac, J.-P., Hudnut, K. W., Donnellan, A., Parker, J. W., Graves, R. W., et al. (2015). The 2012 Brawley swarm triggered by injection-induced aseismic slip. *Earth and Planetary Science Letters*, 422, 115–125. <https://doi.org/10.1016/j.epsl.2015.03.054>
- Weingarten, M., Ge, S., Godt, J. W., Bekins, B. A., & Rubinstein, J. L. (2015). High-rate injection is associated with the increase in U.S. mid-continent seismicity. *Science*, 348(6241), 1336–1340. <https://doi.org/10.1126/science.aab1345>
- Yang, Y., & Dunham, E. M. (2021). Effect of porosity and permeability evolution on injection-induced aseismic slip. *Journal of Geophysical Research: Solid Earth*, 126(7). <https://doi.org/10.1029/2020jb021258>

- Zang, A., Oye, V., Jousset, P., Deichmann, N., Gritto, R., McGarr, A., et al. (2014). Analysis of induced seismicity in geothermal reservoirs – An overview. *Geothermics*, 52, 6–21. <https://doi.org/10.1016/j.geothermics.2014.06.005>
- Zhu, W., Allison, K. L., Dunham, E. M., & Yang, Y. (2020). Fault valving and pore pressure evolution in simulations of earthquake sequences and aseismic slip. *Nature Communications*, 11(1), 4833. <https://doi.org/10.1038/s41467-020-18598-z>

References From the Supporting Information

- Cheng, A. H., & Detournay, E. (1988). A direct boundary element method for plane strain poroelasticity. *International Journal for Numerical and Analytical Methods in Geomechanics*, 12(5), 551–572. <https://doi.org/10.1002/nag.1610120508>
- Marck, J., Savitski, A. A., & Detournay, E. (2015). Line source in a poroelastic layer bounded by an elastic space: Line source in a poroelastic layer bounded by an elastic space. *International Journal for Numerical and Analytical Methods in Geomechanics*, 39(14), 1484–1505. <https://doi.org/10.1002/nag.2405>
- Rice, J. R., & Cleary, M. P. (1976). Some basic stress diffusion solutions for fluid-saturated elastic porous media with compressible constituents. *Reviews of Geophysics*, 14(2), 227–241. <https://doi.org/10.1029/rg014i002p00227>